

Merry
Christmas
&
Happy New year

F&W

Forbes & Walker
Founded 1881



ONE40

*Celebrating 140 years
of produce broking...*

FORBES & WALKER TEA BROKERS PVT LTD


WEEKLY TEA MARKET REPORT

SALE NO

51

23RD

DECEMBER 2024



Overall Market

	QTY (M/KGS)	DEMAND
Ex-Estate	0.68	Less
High & Medium	0.55	Good
Leafy	0.55	Fair
Semi-Leafy	0.40	Fair
Tippy/Small Leaf	0.74	Fair
Premium Flowery	0.05	Fair
Off Grade	0.71	Less
Dust	0.41	Less
Total	4.08	Fair general

ORDER OF SALE

SALE NO : 51

23RD DECEMBER 2024

EX-ESTATE	LG LARGE LEAF LG SMALL LEAF/BOPI/ PREMIUM	HIGH & MEDIUM/OFFGRADE /DUST
Eastern Brokers Ltd	Lanka Commodity Brokers Ltd	Ceylon Tea Brokers PLC
Mercantile Produce Brokers (Pvt) Ltd	John Keells PLC	Eastern Brokers Ltd
Lanka Commodity Brokers Ltd	Asia Siyaka Commodities PLC	John Keells PLC
John Keells PLC	Eastern Brokers Ltd	Asia Siyaka Commodities PLC
Asia Siyaka Commodities PLC	Ceylon Tea Brokers PLC	Mercantile Produce Brokers (Pvt) Ltd
Bartleet Produce Marketing (Pvt) Ltd	Forbes & Walker Tea Brokers (Pvt) Ltd	Forbes & Walker Tea Brokers (Pvt) Ltd
Forbes & Walker Tea Brokers (Pvt) Ltd	Bartleet Produce Marketing (Pvt) Ltd	Bartleet Produce Marketing (Pvt) Ltd
Ceylon Tea Brokers PLC	Mercantile Produce Brokers (Pvt) Ltd	Lanka Commodity Brokers Ltd

AUCTION DETAILS

AT THIS WEEK'S SALE 8,411 LOTS TOTALLING 4,082,522 KGS WERE ON OFFER. THE BREAKDOWN IS AS FOLLOWS:

	LOTS	QUANTITY
Ex Estate	706	676,127
Main Sale - High & Medium	1,266	550,043
Low Grown - Leafy	1,561	551,320
Low Grown - Semi Leafy	979	397,906
Low Grown - Tippy	1,617	745,900
Premium Flowery	367	48,579
Off Grades	1,449	706,637
Dust	466	406,010
Total	8,411	4,082,522
Re - Prints	045	22,659

SETTLEMENT DATES

27/12/2024 30/12/2024 31/12/2024

10% Payment

Buyers Prompt

Sellers Prompt

Quality

Overall, similar to last.

COMMENTS

The year 2024 draws to end with mixed outcomes. Sri Lanka tea crop is unlikely to show any significant gains and is likely to settle around the 255-258 M/Kgs. The continuance of low production remains a concern to the industry which is challenged by the ill effects of climate change, aging tea bushes and the high cost of chemical fertilizer compounded by the irregular usage. In addition, economic difficulties in importer countries have taken its toll from time to time and more recently, the strengthening of the Sri Lankan Rupee has to some extent adversely impacted the rupee tea prices.

In this backdrop, the 51st and final auction of the year concluded today was a one-day restricted sale with a total quantity of 4.0 M/Kgs. Low Grown teas continued to meet with reasonably good demand notwithstanding the price fluctuations within grades, whilst the liquoring teas and particularly the corresponding BOP/BOPF's witnesses less demand, and often an easier trend in prices for most teas on offer.

Ex-Estate offerings totalled 0.68 M/Kgs. Overall quality of teas from the Western slopes were barely maintained with only a handful of useful teas on offer, whilst the teas from the Eastern Sector showed no significant change.

Much less demand for the better teas, perhaps a combination of a qualitative factor combined with less activity from most Western markets. The weaker demand for teas in the higher price bracket has had a cascading impact for prices at the lower end, which to some extent stabilized from the previous week's levels often at firm to marginally easier levels.

High & Medium Grown CTC teas too followed a similar trend and witnessed a bearish sentiment, whilst the corresponding Low Grown types continued to witness a reasonably stable price structure.

Less activity from shippers to the UK, the continent, South Africa and perhaps China as well, whilst shippers to the Middle East and CIS were active at lower levels.

Low Grown comprised of 1.7 M/Kgs. All categories met with fair demand.

In the Leafy and Semi-Leafy catalogues, Select Best BOP1's were not available. However, the Best together with the Below Best and bolder varieties maintained, whilst teas at the bottom too followed a similar trend. High-priced OP1's were easier, whilst the balance in general were firm. Leafier OP's in general were easier, whilst the shorter varieties maintained. Well-made OPA's were firm, whilst the balance were easier following quality.

High priced PEK's were dearer, whilst the Best, Below Best and clean leaf teas at the bottom were easier. Well-made PEK1's were firm, whilst the balance were easier.

FBOP's, in general, were firm to dearer. Select Best and Best FF1's declined, whilst the Below Best together with the clean leaf teas at the bottom were firm to dearer. The balance were irregular.

In the Premium catalogue, Very Tippy teas were firm to dearer, whilst the Best and Below Best too followed a similar trend. The balance were irregular following quality.

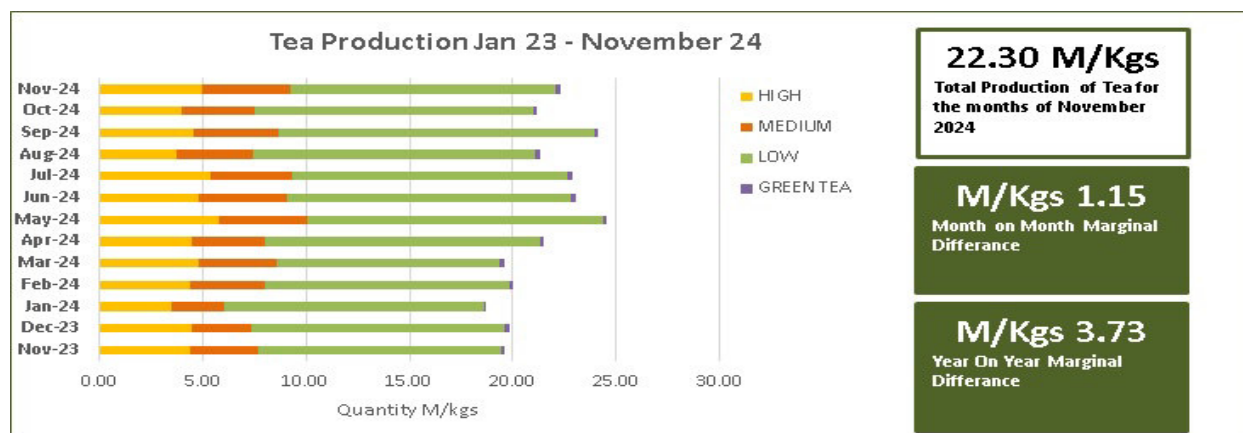


Wishing our readers a joyful Christmas season
&
A very happy New Year 2025

NOTE

There will be no Auctions next week. Sale No. 1 of 2025 will be held on Tuesday, 7 and Wednesday, 8 January with a quantity of 6.0 M/Kgs (12,145 Lots) on offer.

NATIONAL TEA PRODUCTION



- Production for the Month was recorded at 22.30 M/Kgs in November 2024 (↑ 2.52 M/Kgs) – 3 year high
- Cumulative Quantity produced stands at 240.01 M/Kgs (↑ 3.73 M/Kgs)

November 2024/2023/2022

* Sri Lanka Tea Production for the month of November 2024 totalled 22.30 M/Kgs, recording an increase of 2.52 M/Kgs vis-à-vis 19.78 M/Kgs of November 2023. All Elevations have recorded an increase in comparison with the corresponding month of 2023.

* Compared to 20.36 M/Kgs of November 2022, the corresponding month in 2024 shows an increase of 1.94 M/Kgs (Refer table below).

ELEVATION	TOTAL	TOTAL	(2024-2023)		TOTAL	(2024-2022)	
	2024	2023	Variance (M/Kg)	%	2022	Variance (M/Kg)	%
HIGH	5,013,425	4,520,668	0.49	10.90%	4,287,047	0.73	16.94%
MEDIUM	4,208,283	3,366,724	0.84	25.00%	2,965,602	1.24	41.90%
LOW	12,876,871	11,704,128	1.17	10.02%	12,910,337	-0.03	-0.26%
GREEN TEA	203,616	193,155	0.01	5.42%	201,502	0.00	1.05%
TOTAL	22,302,195	19,784,675	2.52	12.72%	20,364,487	1.94	9.52%

January-November 2024/2023/2022

* January-November 2024 cumulative production totalled 240.01 M/Kgs, recording an increase of 3.74 M/Kgs vis-à-vis 236.28 M/Kgs of January-November 2023. Compared to the corresponding period in 2023, High Growns have shown a negative variance, whilst the Medium Growns and Low Growns gained in the year 2024.

* Compared to 232.13 M/Kgs of January-November 2022, cumulative production of 2024 shows an increase of 7.88 M/Kgs. On a cumulative basis, apart from the High Growns, all elevations have shown positive variances over the corresponding period of 2022 (Refer table below).

ELEVATION	TOTAL	TOTAL	(2024-2023)		TOTAL	(2024-2022)	
	2024	2023	Variance (M/Kg)	%	2022	Variance (M/Kg)	%
HIGH	49,979,900	52,944,057	-2.96	-5.60%	51,617,514	-1.64	-3.17%
MEDIUM	42,928,203	38,389,818	4.54	11.82%	36,020,092	6.91	19.18%
LOW	145,039,387	142,843,000	2.20	1.54%	142,850,062	2.19	1.53%
GREEN TEA	2,071,136	2,102,775	-0.03	-1.50%	1,642,817	0.43	26.07%
TOTAL	240,018,626	236,279,650	3.73	1.58%	232,130,485	7.88	3.40%

(Refer statistical details on Page No. 13)

CROP AND WEATHER

FOR THE PERIOD 16 - 22 December 2024

Western/Nuwara Eliya Regions



Bright weather was reported in the Western and Nuwara Eliya regions throughout the week. The Department of Meteorology expects misty conditions in the Western Region in the week ahead.

Uva/Udapussellawa Regions



Both regions reported sunny weather throughout the week. According to the Department of Meteorology, showers are expected in the Uva Region in the week ahead.

Low Grown



Bright weather was reported in the Low Grown Region throughout the week. Showers and misty conditions are expected in the Low Grown Region in the week ahead according to the Department of Meteorology.

Crop

The Western and Nuwara Eliya regions maintained the crop intake, whilst the Uva, Udapussellawa and Low Grown regions showed an increase.

HIGH GROWN TEAS

■ Incline from last week
■ Decline from last week
■ Static Market

BOP

Best Western's declined by Rs. 50-100 per kg. Teas in the Below Best category declined by Rs. 50 per kg and more following quality. Plainer clean leaf sorts were firm, whilst the others were Rs. 20-30 per kg easier. Nuwara Eliya's, where quality was maintained, were firm, whilst the others were irregular. Uda Pussellawa's were firm and up to Rs. 50 per kg easier following quality. Uva's - A few clean leaf teas continued to sell around last week's levels, whilst the others declined by Rs. 50 per kg and more.

BOPF

Best Western's - A few select invoices were firm, whilst the others were irregular and up to Rs. 50 per kg easier. In the Below Best category, teas in the higher price bracket were up to Rs. 50 per kg easier, whilst the others and teas at the lower end of the market were firm and Rs. 20 per kg easier. Nuwara Eliya's were mostly unsold. Uva/Uda Pussellawa's were firm and up to Rs. 50 per kg easier.

OP/OPA

OP/OPA's, in general, were firm around last levels.

PEKOE/PEKOE1

A limited selection of flavoury PEK's that were available, were firm to irregularly dearer. Orthodox Leafy PEK/PEK1's were easier by Rs. 50 per kg. Best Rotovane PEK's declined by Rs. 50 per kg and more following quality, whilst the others sold around last levels. Poorer sorts were irregularly lower.

FBOP/FBOPF1

Flavoury FBOP's were mostly unsold. Well-made Orthodox Leafy FBOP/FBOPF1's were firm on last.

QUOTATIONS LKR SALE DTE	BOP		BOPF		PEKOE/FBOP		OP	
	16/17 Dec	23 Dec	16/17 Dec	23 Dec	16/17 Dec	23 Dec	16/17 Dec	23 Dec
Best Westerns	1300-1380	1200 - 1300	1280-1480	1320 - 1550	1300-1600	1320 - 1550	1130-1240	1100 - 1200
Below Best Westerns	1140-1280	1080 - 1180	1160-1260	1180 - 1280	1100-1280	1080 - 1300	1000-1110	980 - 1080
Plainer Westerns	980-1120	940 - 1060	1020-1140	1060 - 1160	820-1080	840 - 1060	830-980	840 - 960
Nuwara Eliyas	N/A	1380 -	N/A	N/A	1100-1220	1080 - 1220	980-1100	N/A
Brighter Udupussellawas	1080-1100	1000 - 1060	1140-1180	1100 - 1140	1300-1700	1360 - 1600	1060-1280	1100 - 1300
Other Udupussellawas	1000-1060	980 -	N/A	960 -	940-1280	920 - 1340	940-1040	920 - 1080
Best Uvas	1180-1240	1180 - 1200	1180-1200	1120 - 1160	1280-1550	1260 - 1600	1120-1260	1100 - 1280
Other Uvas	1080-1100	1020 - 1060	1080-1120	1060 - 1080	780-1280	800 - 1240	800-1100	820 - 1080

MEDIUM GROWN TEAS

■ Incline from last week
■ Decline from last week
■ Static Market

BOP	Firm and up to Rs. 50 per kg easier.
BOPF	Firm and Rs. 20-40 per kg easier.
OP/OPA	OP/OPA's, in general, were firm on last.
PEKOE/PEKOE1	PEK/PEK1's, in general, were easier by Rs. 50 per kg and more at times.
FBOP/FBOPF1	Well-made FBOP's were firm on last, whilst the others were dearer by Rs. 50 per kg. FF1's, in general, were firm on last.

QUOTATIONS LKR SALE DTE	BOP		BOPF		PEKOE/FBOP		OP	
	16/17 Dec	23 Dec	16/17 Dec	23 Dec	16/17 Dec	23 Dec	16/17 Dec	23 Dec
Good Mediums	1320-1750	1440 - 1500	1180-1200	1140 - 1160	1400-1450	1460 - 1750	1100-1320	1080 - 1360
Other Mediums	740-1200	730 - 1060	710-1020	790 - 1000	800-1380	820 - 1440	750-1080	760 - 1060

UNORTHODOX / CTC TEAS

HIGH GROWN	BP1s - Hardly any offerings. PF1s - Select invoices were firm and marginally dearer, whilst the others were irregular and sold around last week's levels.
MEDIUM GROWN	BP1s - Irregular. PF1s - Teas in the higher price bracket declined by up to Rs. 100 per kg, whilst the others were irregular and up to Rs. 50 per kg lower.
LOW GROWN	BP1s - Select invoices were up to Rs. 50 per kg dearer, whilst the others were irregular. PF1s - Select high-priced teas were up to Rs. 50 per kg easier, whilst the others sold around last week's levels with the poorer very fibery types declining by up to Rs. 100 per kg.

QUOTATIONS LKR SALE DTE	BP1		PF1	
	16/17 Dec	23 Dec	16/17 Dec	23 Dec
High Grown	N/A	N/A	900-1220	920 - 1260
Medium Grown	1220-1300	N/A	960-1060	920 - 1040
Low Grown	1300-1420	1340 - 1360	1160-1460	1120 - 1380

OFF GRADES

■	Incline from last week
■	Decline from last week
■	Static Market

FGS1/FGS

Best varieties together with the Below Best sorts declined sharply. Teas at the bottom end of the market were irregular. Low Grown - Clean Leaf varieties maintained, whilst the balance were irregular. CTC's - In general were firm by Rs. 10-20 per kg.

BROKENS

Select clean leaf invoices in the Best category maintained, whilst the balance were easier by Rs. 10-20 per kg. Below Best together with the poorer sorts were firm.

BOP1A

Main Grade reducer varieties in the Best category were dearer by Rs. 50-100 per kg, whilst the balance maintained. Below Best varieties were firm to selectively dearer. Poorer sorts were irregular.

QUOTATIONS LKR

SALE DTE	HIGH		MEDIUM		LOW	
	16/17 Dec	23 Dec	16/17 Dec	23 Dec	16/17 Dec	23 Dec
Better Fannings (Orthodox)	750-1240	750 - 1050	760-1000	760 - 860	770-1000	770 - - 1040
Better Fannings (CTC)	800-960	800 -	750-1020	750 - 880	760-1000	760 - - 1040
Other Fannings (Orthodox)	610-740	600 - 740	640-740	640 - 740	640-750	650 - 750
Other Fannings (CTC)	N/A	N/A	690-740	710 - 740	640-740	660 - 740
Good Brokens	820-960	820 - 980	820-1220	820 - 960	820-1280	820 - - 1320
Other Brokens	680-800	720 - 800	640-800	640 - 800	640-800	620 - 800
Better BOP1As	820-1020	810 - 900	820-1140	820 - 1240	820-1360	820 - - 1460
Other BOP1As	790-800	780 - 790	680-800	630 - 800	650-800	630 - 800

DUSTS

DUST1

Select Best Dust1's declined by Rs. 50 per kg except for a few selected invoices which gained on special inquiry. Best varieties declined by Rs. 40 per kg, whilst the Below Best varieties and the poorer sorts were firm although lower by a similar margin. Low Grown - Best invoices met with lower demand which resulted in most teas being unsold. The Below Best varieties were firm to easier by Rs. 20-40 per kg, whilst the poorer sorts were firm. Best High and Mid Grown CTC's were firm. The Below Best varieties together with the poorer sorts were firm to easier by Rs. 20-30 per kg. Best Low Grown varieties declined by Rs. 30-50 per kg, whilst the Below Best varieties and poorer sorts declined by Rs. 20-30 per kg.

DUST

Clean Leaf secondaries declined by Rs. 40 per kg, whilst the poorer sorts were irregularly lower by Rs. 20-40 per kg. Best Low Grown met with lower demand which resulted in most teas being unsold, whilst the poorer sorts remained firm.

QUOTATIONS LKR

SALE DTE	HIGH		MEDIUM		LOW	
	16/17 Dec	23 Dec	16/17 Dec	23 Dec	16/17 Dec	23 Dec
Better Primary Dust (Orthodox)	1160-1380	1160 - 2900	1040-1180	1060 - 1180	980-1040	960 - 1020
Better Primary Dust (CTC) P. Dust	1100-1280	1100 - 1280	1100-1220	1100 - 1220	1150-1440	1120 - 1380
Below Best Primary Dust (Orthodox)	1040-1140	1020 - 1140	830-1020	830 - 1040	760-960	750 - 940
Other Primary Dust (CTC) P. Dust	960-1080	900 - 1080	920-1080	1020 - 1080	900-1120	620 - 1100
Other Primary Dust (Orthodox)	830-1020	700 - 1000	640-820	630 - 820	620-750	620 - 740
Better Secondary Dust	1040-1140	1020 - 1180	840-940	800 - 850	1040-1200	960 -
Other Secondary Dust	600-1020	630 - 960	640-820	620 - 790	600-980	620 - 940

LOW GROWN TEAS

■ Incline from last week
■ Decline from last week
■ Static Market

FBOP/FBOP1	FBOP's, in general, were firm to dearer. FBOP1's too followed a similar trend.
BOP	BOP's, in general, declined.
BOP1	Select Best BOP1's were not available, However Best together with the Below Best and bolder varieties maintained, whilst teas at the bottom too followed a similar trend.
OP1	High priced OP1's were easier, whilst the balance in general were firm.
OP	Leafier OP's in general were easier, whilst the shorter varieties maintained.
OPA	Well-made OPA's were firm, whilst the balance were easier following quality.
PEKOE	High-priced PEK's were dearer, whilst the Best, Below Best and clean leaf teas at the bottom were easier. Well-made PEK1's were firm, whilst the balance were easier.
BOPF	Well-made BOPF's together with Below Best varieties were easier, whilst the teas at the bottom sold around last levels.
FBOPF/FBOPF1	Very Tippy teas were firm to dearer, whilst the Best and Below Best too followed a similar trend. The balance were irregular following quality. Select Best and Best FF1's declined, whilst the Below Best together with clean leaf teas at the bottom were firm to dearer. The balance were irregular.

QUOTATIONS LKR SALE DTE	SELECT BEST		BEST		BELOW BEST		OTHERS	
	16/17 Dec	23 Dec	16/17 Dec	23 Dec	16/17 Dec	23 Dec	16/17 Dec	23 Dec
FBOP 1	1800-2000	1800 - 2000	1500-1550	1500 - 1550	1350-1400	1350 - 1400	950-1000	950 - 1000
FBOP	2300-2500	2300 - 2500	1600-1650	1600 - 1650	1350-1400	1350 - 1400	950-1000	950 - 1000
BOP 1	2350-3150	2350 - 2700	1950-2300	1950 - 2300	1300-1700	1300 - 1700	800-1280	800 - 1280
BOP	1600-1700	1500 - 1600	1350-1450	1300 - 1400	1200-1300	1200 - 1300	900-1000	900 - 1000
BOPF	1400-1500	1400 - 1500	900-1000	900 - 1000	850-900	850 - 900	800-850	800 - 850
FBOPF (TIPPY)/FBOPF SP	4200-5000	4200 - 5000	3400-3900	3450 - 3950	2700-3000	2750 - 3000	1000	1000 -
FBOPF 1	1600-1700	1600 - 1700	1500-1550	1500 - 1550	1300-1350	1280 - 1320	950-1000	950 - 1000
FBOPF	1750-1900	1750 - 2000	1400-1500	1450 - 1550	1200-1300	1250 - 1300	950-1000	950 - 1000
OP 1	2900-3350	2950 - 3200	2600-2850	2600 - 2900	1340-2100	1400 - 2100	900-1320	900 - 1380
OP	1600-1750	1600 - 1700	1480-1550	1460 - 1550	1300-1460	1280 - 1440	900-1280	900 - 1260
OPA	1500-1750	1500 - 1800	1360-1480	1340 - 1480	1280-1340	1260 - 1320	900-1260	900 - 1240
PEKOE	1480-1900	1480 - 2300	1300-1460	1300 - 1460	1200-1280	1200 - 1280	800-1180	800 - 1180
PEK 1	1550-2150	1550 - 2150	1380-1500	1380 - 1500	1240-1360	1240 - 1360	800-1220	800 - 1220

TOP PRICE

WESTERN MEDIUM			
Dartry Valley	BOP	@	1600
Kenilworth	BOPSp		1440
Vellai Oya	BOPF/BOPFSp		1160
Green Wood	BOP1		1750
Harangalla	FBOP/FBOP1	@	1750
Doombagastalawa	FBOP/FBOP1	@	1700
Imboolpittia	FBOP/FBOP1	@	1650
Orange Field	FBOP/FBOP1		1650
Ancoombra	FBOPF/FBOPF1		1650
Harangalla	FBOPF/FBOPF1	@	1480
Ancoombra	FBOPF/FBOPF1		1480
Craighead	FBOPF/FBOPF1	@	1460
Dartry Valley	FBOPF/FBOPF1	@	1460
Meezan	OP/OPA		1360
Harangalla	OP1	@	1550
Kenilworth	OP1		1550
Uplands	PEK/PEK1		1650
Dartry Valley	PEK/PEK1	@	1600
Meezan	PEK/PEK1		1600
Harangalla	PEK/PEK1		1600
WESTERN HIGH			
Cymru	BOP		1380
Holyrood	BOPSp		1480
Wattegodde	BOPSp		1480
Alton	BOPF/BOPFSp	@	1550
Robgill	BOPF/BOPFSp	@	1500
Somerset	BOPF/BOPFSp	@	1360
Inverness	BOP1		1550
Gartmore	BOP1	@	1280
Bambrakelly	FBOP/FBOP1		1550
Queensberry	FBOP/FBOP1	@	1500
Bambrakelly	FBOP/FBOP1	@	1500
Cymru	FBOP/FBOP1		1500
Cymru	FBOPF/FBOPF1		1400
Bambrakelly	OP/OPA	@	1200
Inverness	OP/OPA		1200
Inverness	OP1		1600
Bogahawatte	PEK/PEK1		1500
NUWARA ELIYAS			
Mahagastotte	BOP	@	1380
Lovers Leap	BOP		1380
Court Lodge	BOP	@	1120
Kenmare	FBOP/FBOP1	@	1220
Court Lodge	PEK/PEK1	@	1220
Kenmare	PEK/PEK1	@	1220
Lovers Leap	PEK/PEK1		1220
Mahagastotte	PEK/PEK1	@	1180
UDAPUSSELLAWAS			
Luckyland	BOP		1060
High Forest	BOP	@	1000
Brookside	BOP	@	1000
Kirklees	BOP		1000
Kirklees	BOPSp		1060

UDAPUSSELLAWAS			
Luckyland	BOPF/BOPFSp		1140
Kirklees	BOPF/BOPFSp		1140
Maha Uva	BOP1	@	1160
Delmar	FBOP/FBOP1	@	1480
Gonapitiya	FBOP/FBOP1		1480
Blairlomond	FBOP/FBOP1	@	1380
Delmar	FBOPF/FBOPF1	@	1400
Alma	OP/OPA		1300
Maha Uva	OP/OPA	@	1260
Delmar	OP/OPA		1260
Blairlomond	OP/OPA	@	1180
Delmar	OP1		1320
Alma	PEK/PEK1		1600
LOW GROWNS			
Mulatiyana Hills	BOP		1750
New Spring View	BOPSp		1600
Sithaka	BOPF		1650
Pothotuwa	BOPF	@	1420
Rajjuruwatta Super	BOPFSp		1650
Sithaka	FBOP		2600
Wattahena	FBOP1		2100
New Laksakanda	FBOPF		2200
Gunawardena	FBOPF	@	1950
New Batuwangala	FBOPF		1950
Sithaka	FBOPF1		1900
Pothotuwa	OP1	@	3200
Lumbini	OP1		3200
New Batuwangala	OP1		3200
Mulatiyana Hills	OP1		3200
Miriswatta	OP		1700
Green Lanka	OPA		1800
Liyonta	OPA		1800
Kiruwana ganga	BOP1		2700
Liyonta	PEK		2300
Mulatiyana Hills	PEK1		2150
Andaradeniya Super	PEK1		2150
UVA MEDIUM			
Tinioya	BOP		1300
Blossoms Uva Tea	BOPSp	@	1380
Dickwella	BOPF/BOPFSp	@	1420
Roseland Uva	BOP1		1900
Sarnia Plaiderie	BOP1	@	1480
Roseland Uva	FBOP/FBOP1		1750
Sarnia Plaiderie	FBOP/FBOP1	@	1600
Roseland Uva	FBOPF/FBOPF1		1480
Aruna Keppetipola	OP/OPA		1240
Dickwella	OP1	@	1500
Aruna Passara	PEK/PEK1		1550
Aruna Keppetipola	PEK/PEK1		1550
Dickwella	PEK/PEK1	@	1500
Sarnia Plaiderie	PEK/PEK1	@	1500
Ury	PEK/PEK1		1500

UVA HIGH			
Pitaratmalie	BOP		1200
Ranaya	BOPSp		1240
Battawatte	BOPF/BOPFSp		1180
Bandaraeliya	BOPF/BOPFSp	@	1160
Uvakellie	BOP1		1550
Uva Highlands	BOP1	@	1460
Uvakellie	FBOP/FBOP1		1600
Gonamotawa	FBOPF/FBOPF1	@	1420
Craig	OP/OPA		1280
Craig	OP1		1420
Craig	PEK/PEK1		1500
UNORTHODOX HIGH			
Dunsinane CTC	PF1	@	1260
Ulugedara CTC	BPS		1080
UNORTHODOX MEDIUM			
Strathdon CTC	PF1	@	1040
Donside CTC	BP1		800
Ancoombra CTC	BPS		710
UNORTHODOX LOW			
Kalubowitiyana CTC	PF1		1380
Ceciliyan CTC	BP1	@	1500
Danwatta CTC	BPS		690
PREMIUM FLOWERY			
New Deniyaya	FBOPFSp	@	4100

PREMIUM FLOWERY			
Mulatiyana Hilla	FBOPFSp		4100
New Sunils	FBOPFExSp		4900
Sithaka	FBOPFExSp		4900
Subhagya	FBOPFExSp	@	4600
Greenwin Super	FBOPFExSp1		5100
Kamarangapitiya	FBOPFExSp1	@	4900
Garden Leaf	FBOPFExSp1	@	4150
DUSTS			
Great Western	DUST1	@	** 2900
Ceciliyan CTC	PD	@	1380
Hingalgoda CTC	PD		1380
OFF GRADES			
Chandrika Estate	FGS/FGS1	@	1040
Stonycliff	FGS/FGS1		1040
Kew	FGS/FGS1	@	1000
Mahadowa	FGS/FGS1	@	1000
Kaipoogalla	FGS/FGS1		1000
Tymawr	FGS/FGS1		1000
Liyonta CTC	PFGS		1040
Arbour Valley	BM		1000
Chandrika Estate	BP	@	1320
Chandrika Estate	BOP1A	@	1460

QUANTITY SOLD

DURING THE PERIOD 15TH-21ST DECEMBER 2024	WEEKLY (KGS)		TODATE (KGS)	
	2024	2023	2024	2023
PRIVATE SALES	161,148	47,828	6,685,057	3,992,235
PUBLIC AUCTION	4,866,610	4,500,368	239,353,973	237,390,759
FORWARD CONTRACTS	116,760	43,100	2,693,516	1,912,860
DIRECT SALES	NIL	NIL	NIL	NIL
TOTAL	5,144,518	4,591,296	248,732,546	243,295,854
BMF EXCLUDED FROM PRIVATE SALE	59,812	31,905	2,177,133	5,650,267

(QUANTITY SOLD AND THE AVERAGE PRICE PER AUCTION)

	Quantity (M/kgs)			AVG Price (LKR)			Avg Price (USD)		
	2024	2023	2022	2024	2023	2022	2024	2023	2022
11TH DECEMBER 2024	5.36	4.49	4.62	1218.16	1198.39	1470.05	4.26	3.72	4.07
17TH DECEMBER 2024	4.87	4.50	4.56	1188.02	1214.89	1478.47	4.15	3.77	4.09

Source: Central Bank of Sri Lanka / Buying Rates

RATES OF EXCHANGE

SRI LANKA RUPEE APPROX PER UNIT OF CURRENCY

YEAR	2024	2023	2022
USD	289.73	321.94	361.19
STG.PD	363.16	407	437.51
EURO	300.78	349.48	380.07
YEN	1.84	2.25	2.63

Source: Central Bank of Sri Lanka / Buying Rates

PUBLIC AUCTION/GROSS SALES AVERAGE

SALE NO 50 16TH/ 17TH DECEMBER 2024	WEEKLY(LKR)			TODATE (LKR)			WEEKLY(USD)			TODATE(USD)		
	2024	2023	2022	2024	2023	2022	2024	2023	2022	2024	2023	2022
Uva High Grown	1071.37	1014.93	1223.67	1097.36	982.21	1094.27	3.74	3.15	3.39	3.65	3.01	3.42
Western High Grown	1146.21	1085.72	1485.90	1184.20	1114.70	1124.87	4.00	3.37	4.11	3.94	3.41	3.51
CTC High Grown	1037.94	1033.89	1212.18	1089.14	1001.28	992.50	3.62	3.21	3.36	3.62	3.06	3.10
High Grown (Summary)	1124.42	1064.00	1406.38	1156.34	1072.86	1114.30	3.93	3.30	3.89	3.85	3.28	3.48
Uva Medium Grown	1059.92	1064.98	1265.95	1120.88	1028.12	1153.75	3.70	3.31	3.50	3.73	3.15	3.60
Western Medium Grown	989.47	995.84	1219.87	1048.55	988.43	977.94	3.45	3.09	3.38	3.49	3.03	3.05
CTC Medium Grown	934.79	906.32	1076.74	965.31	913.59	841.78	3.26	2.82	2.98	3.21	2.80	2.63
Medium Grown (Summary)	1015.21	1020.86	1236.26	1072.05	1000.97	1035.47	3.54	3.17	3.42	3.57	3.06	3.23
Orthodox Low Grown	1284.06	1349.51	1591.93	1346.45	1278.53	1379.30	4.48	4.19	4.41	4.48	3.91	4.31
CTC Low Grown	919.69	959.18	1079.98	981.17	973.81	954.52	3.21	2.98	2.99	3.26	2.98	2.98
Low Grown(Summary)	1264.48	1331.32	1563.93	1323.85	1261.15	1350.65	4.41	4.14	4.33	4.40	3.86	4.22
Total	1188.02	1214.89	1478.47	1245.54	1177.68	1250.24	4.15	3.77	4.09	4.14	3.60	3.90

Source: Oanda Exchange Rates

Source: MSL - Averages

SRI LANKA TEA PRODUCTION (M/KGS)

NOVEMBER 2024

Elevation	CTC		CHANGE 23/24		ORTHODOX		CHANGE 23/24		TOTAL		CHANGE 23/24	
	2024	2023	Actual	%	2024	2023	Actual	%	2024	2023	Actual	%
HIGH	462,680	432,258	0.03	7.04	4,550,745	4,088,410	0.46	11.31	5,013,425	4,520,668	0.49	10.90
MEDIUM	737,768	507,208	0.23	45.46	3,470,515	2,859,516	0.61	21.37	4,208,283	3,366,724	0.84	25.00
LOW	888,828	780,238	0.11	13.92	11,988,043	10,923,890	1.06	9.74	12,876,871	11,704,128	1.17	10.02
GREEN TEA	000	000	0.00	N/A	000	000	0.00	N/A	203,616	193,155	0.01	5.42
T/B Adjustment	000	000	0.00	N/A	000	000	0.00	N/A	00	00	00	00
TOTAL	2,089,276	1,719,704	0.37	21.49	20,009,303	17,871,816	2.14	11.96	22,302,195	19,784,675	2.52	12.72

JANUARY - NOVEMBER 2024

Elevation	CTC		CHANGE 23/24		ORTHODOX		CHANGE 23/24		TOTAL		CHANGE 23/24	
	2024	2023	Actual	%	2024	2023	Actual	%	2024	2023	Actual	%
HIGH	4,660,169	4,882,454	-0.22	-4.55	45,319,731	48,061,603	-2.74	-5.70	49,979,900	52,944,057	-2.96	-5.60
MEDIUM	7,067,961	6,593,936	0.47	7.19	35,860,242	31,795,882	4.06	12.78	42,928,203	38,389,818	4.54	11.82
LOW	9,987,674	9,303,292	0.68	7.36	135,051,713	133,539,708	1.51	1.13	145,039,387	142,843,000	2.20	1.54
GREEN TEA	000	000	0.00	N/A	000	000	0.00	N/A	2,071,136	2,102,775	-0.03	-1.50
T/B Adjustment	000	000	0.00	N/A	000	000	0.00	N/A	00	00	00	00
TOTAL	21,715,804	20,779,682	0.94	4.50	216,231,686	213,397,193	2.83	1.33	240,018,626	236,279,650	3.74	1.58

WORLD TEA PRODUCTION (M/KGS)

				TODATE			DIFFERENCE +/-	
	2022	2023	2024	2022	2023	2024	2022 vs 2023	2023 vs 2024
	Nov							
Sri Lanka	20.4	19.8	22.3	232.1	236.3	240	4.2	3.7

				TODATE			DIFFERENCE +/-	
	2022	2023	2024	2022	2023	2024	2022 vs 2023	2023 vs 2024
Oct								
Bangladesh	11.4	14.6	14.9	75.2	83.6	76.7	8.4	-6.9
Malawi	2.1	2.1	2.6	41.4	36.7	41.5	-4.7	4.8
North India	144.2	169.2	174.4	970.3	981.3	923.4	11	-57.9
South India	18.9	19	24.2	196	197.2	188.7	1.2	-8.5

				TODATE			DIFFERENCE +/-	
	2022	2023	2024	2022	2023	2024	2022 vs 2023	2023 vs 2024
	Aug							
Kenya	36.1	45.6	38.6	341.4	363.9	402.7	22.5	38.8

DETAILS OF AWAITING SALE

SALE NO : 1

Scheduled for 07TH/08TH JANUARY 2025

	LOTS	QUANTITY
ExEstate	831	795,629
High & Medium	1,833	815,320
Leafy	1,946	715,245
Semi Leafy	1,804	753,783
Tippy	2,063	977,405
Premium Flowery	390	54,705
OffGrades	2,646	1,350,449
Dust	632	543,230
Total	12,145	6,005,766
RePrint	1,038	543,755

15/01/2025

Buyers Prompt

16/01/2025

Sellers Prompt

**This sale last year
Sale No. 1 | 04TH/ 05TH JANUARY 2024**

Lots :10,498
Re-print Lots :510
Quantity :5,141,180 kgs
Re-print Quantity :233,470 kgs

LOW GROWN CATALOGUES

Violations Excluded

12/12/2024

LEAFY
Closed

SEMI-LEAFY
Closed

TIPPY
Closed

OTHER MAIN SALE CATALOGUES

12/12/2024

HIGH & MEDIUM
Closed

PREMIUM FLOWERY
Closed

OFF GRADES
Closed

NO .OF PKGS

158,453

CTC

9,665 Pkgs - 512,441 kgs

ORDER OF SALE

Ex-Estate	LG Large Leaf//Semi Leafy/LG Small Leaf/BOP1A/ Premium	High & Medium/Off Grade /Dust
MB	JK	JK
LC	AS	EB
JK	CTB	FW
AS	FW	MB
BC	EB	LC
FW	BC	AS
CTB	MB	BC
EB	LC	CTB

Approx Selling time of
F&W Catalogues

07TH

JANURARY 2025

10.30am	Main Sale- High & Medium
11.30am	Semi - Leafy Teas
12.00pm	Low Grown - Leafy Teas
1.00pm	Low Grown - Tippy Teas
3.30pm	Off Grade
4.30pm	BOP1A

08TH

JANURARY 2025

10.00am	Ex-Estate
9.30am	Premium Flowery
1.30pm	Dust

BC - Bartleet Produce Marketing (Pvt) Ltd FW - Forbes & Walker Tea Brokers (Pvt) Ltd

LC - Lanka Commodity Brokers Ltd AS - Asia Siyaka Commodities PLC

EB - Eastern Brokers Ltd JK - John Keells PLC

CTB - Ceylon Tea Brokers PLC MB - Mercantile Produce Brokers (Pvt)Ltd

DETAILS OF AWAITING SALE

SALE NO : 2

Scheduled for 15TH JANUARY 2025

	LOTS	QUANTITY
ExEstate	783	742,022
High & Medium	955	422,987
Leafy	1,633	583,809
Semi Leafy	1,383	571,255
Tippy	1,322	619,036
Premium Flowery	327	45,258
OffGrades	1,613	802,913
Dust	429	365,798
Total	8,445	4,153,078
RePrint	51	31,187

21/01/2025

Buyers Prompt

22/01/2025

Sellers Prompt

This sale last year
Sale No. 2 | 10TH/ 11TH JANUARY 2024

Lots :10,535
Re-print Lots :477
Quantity :5,109,632 kgs
Re-print Quantity :217,749 kgs

LOW GROWN CATALOGUES

Violations Excluded

19/12/2024

LEAFY
Closed

SEMI-LEAFY
Closed

TIPPY
Closed

OTHER MAIN SALE CATALOGUES

19/12/2024

HIGH & MEDIUM
Closed

PREMIUM FLOWERY
Closed

OFF GRADES
Closed

NO .OF PKGS
109,108

CTC
7,540 Pkgs - 401,135 kgs

CATALOGUE CLOSURE DETAILS

15

JANUARY 2025

Sale No. 2

The Ex-Estate catalogue closed on 19th December 2024, excluding violations. The Main Sale catalogues too closed on 19th December 2024, excluding violations.

21/22

JANUARY 2025

Sale No. 3

The Ex-Estate and Main Sale catalogues are scheduled to close on 02nd January 2025.

28/29

JANUARY 2025

Sale No. 4

The Ex-Estate and Main Sale catalogues are scheduled to close on 09th January 2025.

HOLIDAY NOTICE

FORBES & WALKER TEA BROKERS (PVT) LTD

Please note that our Office, Stores & Tea Sampling Department will be closed on the following days:

24 December 2024 - Half Day (Evening)

25 December 2024 - Christmas Day

26 December 2024 - Boxing Day

FINLAYS COLOMBO LTD

Please note that Finlays Warehouse will be closed for business on Thursday, 26 December 2024 due to Christmas holidays.

CEYLON TEA PLANTATION EXPORTS (PTE) LTD

Please note that Ceylon Tea Plantation Exports warehouse will be closed from 24 - 29 December 2024 due to Christmas holidays.

BOGAWANTALAWA TEA CEYLON (PVT) LTD

Please note that Bogawantalawa Tea Ceylon (Pvt) Ltd warehouses will be closed from 25 - 29 December 2024 due to Christmas holidays and 1 January 2025.

DILMAH CEYLON TEA COMPANY PLC

Please note that Dilmah Ceylon Tea Company PLC warehouses will be closed for the Christmas and New Year Holidays from 25 December 2024 to 1 January 2025.

TEA MARKETS AROUND THE WORLD

MOMBASA AUCTION

13TH/14TH DECEMBER 2024 (SALE NO 51)

The final sale of the year 2024 saw improved general demand for the 178,470 packages (12,048,780.00 kilos) available in the market; 26.16% remained unsold.

MARKETS

Pakistan Packers were more active with maintained interest from Yemen and other Middle Eastern countries. Afghanistan lent more support with improved activity from Kazakhstan and other CIS states. Bazaar were active with more participation from UK. There was improved participation from Egyptian Packers with some activity from Russia. Sudan lent strong support with some interest from South Sudan. China maintained activity with reduced enquiry from Local Packers. Somalia were active at the lower end of the market.

OFFERINGS

Leaf Grades - 91,580 packages (6,058,623.00 kilos - 28.13% unsold.

Dust Grades - 63,300 packages (4,722,945.00 kilos - 26.03% unsold.

Secondary Grades - 23,590 packages (1,267,212.00 kilos - 18.82% unsold.

LEAF GRADES (M2 & M3)

BP1:

Best - Saw improved absorption at dearer levels irregularly advancing by up to USC70; a few lines lost up to USC6.

Brighter - Mostly dearer by up to USC53; some invoices however lost up to USC10.

Mediums - KTDA mediums were irregular and ranged between USC54 above previous levels to easier by up to USC41. Plantation mediums saw improved enquiry gaining up to USC74.

Lower Medium - Were irregular and varied between firm to mostly dearer by up to USC30 with some lines USC39 above last rates to easier by up to USC6.

Plainer - Mostly easier by up to USC12 but select teas were USC4 and USC11 dearer.

PF1:

Best - Were irregular at firm to mostly dearer by up to USC32 with some invoices USC46 above last rates to easier by up to USC22 for a few lines.

Brighter - Mostly dearer by up to USC10 but some lines eased by up to USC7.

Mediums - KTDA mediums were irregular and varied between firm to USC32 above previous levels to mostly easier by up to USC20 with plantation mediums up to USC17 below last rates but some invoices gained USC5. Lower Medium - Irregular and lost up to USC14 with some teas up to USC10 dearer.

Plainer - Mostly easier up to USC22 but a few lines were USC22 above previous levels.

CTC QUOTATIONS	BP1 - USC	PF1 - USC
Best	287 - 466	327 - 409
Good	302 - 373	323 - 358
Good Medium	255 - 342	300 - 346
Medium (KTDA)	166 - 255	157 - 277
Medium (Plantations)	164 - 252	149 - 232
Lower Medium	122 - 196	122 - 177
Plainer	088 - 141	080 - 146

DUST GRADES (M1)

PDUST:

Best - Met strong absorption up to USC16 above previous rates but select invoices irregularly lost up to USC24.

Brighter - Mostly gained by up to USC22 with a few lines up to USC6 below previous prices.

Mediums - KTDA mediums varied between USC2 dearer to mostly easier by up to USC15; plantation mediums were well competed for advancing by up to USC10 with some teas discounted by up to a similar margin.

Lower Medium - Saw strong enquiry at mostly dearer rates gaining by up to USC15 although a few invoices were irregularly easier by up to USC3.

Plainer - Were dearer by up to USC14 but some teas lost up to USC3.

DUST1:

Best - Steady to USC10 above previous rates to easier by up to a similar margin.

Brighter - Irregular interest and ranged between firm to USC16 dearer to easier by up to USC15.

Mediums - KTDA mediums were irregular at USC15 above last rates to easier by a similar margin with plantation mediums well competed for advancing by up to USC20.

Lower Medium - Saw irregular support at USC7 dearer to mostly easier by up to USC20.

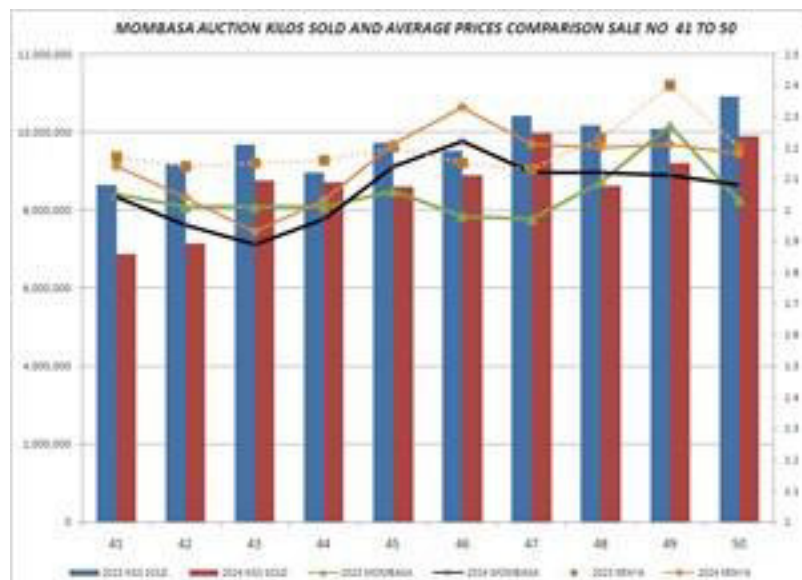
Plainer - Mostly dearer by up to USC12 to easier by up to USC6 for some Invoices.

CTC QUOTATIONS	PDUST - USC	DUST1 - USC
Best	311 - 400	285 - 347
Good	299 - 345	278 - 324
Good Medium	270 - 335	264 - 310
Medium (KTDA)	160 - 294	160 - 282
Medium (Plantations)	188 - 274	145 - 231
Lower Medium	120 - 186	106 - 178
Plainer	082 - 142	089 - 134

SECONDARY GRADES (S1)

In the Secondary Catalogues, BPs eased while PFs were firm to irregularly dearer. Clean well sorted coloury Fannings held value with similar DUSTs steady. Other Fannings were firm with DUSTs holding on last levels. BMFs were readily absorbed.

SECONDARY QUOTATIONS (USC)	BP/BP2	PF/PE2	FNGS1/FNGS	DUST/DUST2	BMF
Best / Good	190 - 272	213 - 246	106 - 235	114 - 265	089 - 090
Good Medium / Medium	-	-	100 - 144	116 - 208	-
Lower Medium	098 - 134	081 - 140	078 - 139	072 - 125	079 - 093
Plainer	082 - 119	076 - 121	074 - 106	070 - 118	074 - 086



Courtesy - Africa Tea Brokers Limited.

BANGLADESH AUCTION

23RD DECEMBER 2024 (SALE NO 33)

CTC LEAF: 57,714 packages of tea on offer continued to meet with a fair demand.

BROKENS: Good liquoring Brokens were a fairly good market with larger varieties depreciating further with fair withdrawals. Other Brokens were only a fair market and eased by Tk.5/- to Tk.10/- per kg. BLF teas met with less demand but where sold, prices were slightly higher than last.

FANNINGS: Good liquoring Fannings met with a fairly good demand but once again were easier compared to last. Mediums and plainer varieties were a fair market but here again there was a fair decline in prices over last. BLF teas met with less demand but where sold, prices were slightly higher than last.

DUST: 11,381 packages of tea on offer met with a good demand. Good liquoring Dusts sold well at easier rates. Their Mediums met with a good demand and sold at a drop of Tk.5/- to Tk.10/- closely following quality. Plain/BLF Dusts were a good market and saw a little less withdrawals compared to last. Blenders lent good support with fair interest from the Loose tea buyers.

COMMENTS: Like the previous week, offerings continued to show a decline in quality and buyers strictly followed quality. As a result, there was less competition and prices eased across the board. Withdrawals were similar to last. Blenders were quite active but Loose tea buyers continued to show less interest.

Dusts were an easier market.

Our Catalogue: (Sale 33) Avg : Tk 202.32, Sold 62.58% , (Sale 32) Avg : Tk 213.90, Sold 60.15%

QUOTATIONS	BROKENS	QUOTATIONS	FANNINGS
Best	1.85-1.93	Best	1.85-1.93
Good	1.76-1.81	Good	1.76-1.81
Medium	1.60-1.68	Medium	1.60-1.68
Plain	1.34-1.47	Plain	1.34-1.47
BLF	1.34-1.39	BLF	1.34-1.39

Courtesy - National Brokers Limited.

TEA MARKETS AROUND THE WORLD

COONOR AUCTION

20TH DECEMBER 2024 (SALE NO 51)

CTC LEAF

DEMAND: - Opened to a fair demand but started improving with progress of the sale.

MARKET: - The total CTC leaf teas sold this week was 85.59% (1058311.45kgs) of the total offering of 1236472.93Kgs. Best teas continues to meet with good demand with prices appreciating irregularly following quality. Good category broken grades at the lower end sold at barely steady prices whilst the top end appreciated in line with quality. The fanning however, sold easier irregularly. Better medium larger broken sold firm to dearer, remainders eased by Rs 3 to 4 or sometimes more especially on the smaller broken grade. Medium category larger broken sold barely steady at the top end, whilst the lower end appreciated by up to Rs 7. Remaining grades in this category settled at barely steady to easier prices. Plainer category larger broken sold dearer irregularly whilst the remainders sold at steady levels.

BUYING PATTERN: - The major blenders absorbed 63.79% of the total CTC leaf sold. Regional and local packateers were active on the best & good teas. Up country buyers and local traders were fairly active. Exporters were active on their purchases especially on the larger broken.

ORTHODOX LEAF

DEMAND: - Good demand..

MARKET: - Whole leaf grades sold firm to dearer on the high grown whilst the others settled at Rs 3 to 4 easier. However, the broken grade in high grown sold easier by Rs 3 to 5 or more whilst the others settled at barely steady prices. Fanning in both the categories sold dearer by Rs 2 to 4 or more.

BUYING PATTERN: - Exporters continued to be active on all sorts. Internal traders too were fairly active on their buying on broken and fanning.

CTC DUST

DEMAND: - Good Improved Demand.

MARKET: - CTC dust offer this week was at 309132.40Kgs of which 304725.48kgs were sold (98.61%).

Best & good category dust met with good demand and prices ruled irregularly around last levels. Better medium teas were firm. Medium and plainer teas sold dearer in the range of Rs 2 to 5 and picked up momentum as the sale progressed.

BUYING PATTERN: - Major blenders were selective whilst the local and regional packateers were active especially on best, good and select better medium dust. The up-country buyers were fairly active. Exporters were active this week on the medium and plainer teas especially on the blacker sorts.

ORTHODOX DUST

DEMAND: - Good demand.

MARKET: - All primary dust sold at firm to dearer prices. Secondary dust of the high grown categories fetched dearer price by Rs 4 to 6 or more, whilst the others sold at irregular levels.

BUYING PATTERN: - Internal & regional packateers were active on primary dust. Exporters were selective on the secondary dust.

Courtesy- J.Thomas & Co. Pvt. Ltd.

TEA MARKETS AROUND THE WORLD

KOLKATA AUCTION

19TH DECEMBER 2024 (SALE NO 51)

	2024	2023	DIFFERENCE
CTC	1,35,657	1,26,592	9,065
ORTHODOX	70,201	59,539	10,662
DUST	41,350	48,808	-7,458

KOLKATA SALE DUST MARKET

MARKET REPORT:

Assams are irregularly easier, particularly browner fibrous sorts and secondaries, which are seeing some withdrawals.

BUYING PATTERN:

Major blenders - Good support

Other packeteers - Good support

Other local and Internals - Operating

17TH DECEMBER 2024 (SALE NO 51)

KOLKATA SALE CTC MARKET

MARKET REPORT:

Market opened to good demand. Assams maintaining quality around last. Browner fibrous sorts selling at lower levels. Dooars and Cachar not seen yet.

BUYING PATTERN:

Western India: Operating on the better sorts

HUL : Operating

TCPL: Selective so far

Exporters : Some enquiry on bolder broken and fannings

17TH DECEMBER 2024 (SALE NO 51)

KOLKATA SALE ORTHODOX MARKET

MARKET REPORT:

Market opened to good demand. Nominal quantity of tippy teas on offer readily absorbed. Well made and cleaner whole leaf and broken tending irregular around last. Remainder browner stalkier whole leaf, broken and secondaries irregularly lower following quality.

BUYING PATTERN:

Middle East : Active

CIS: Good Support

HUL: Operating very selectively

Courtesy -J Thomas & Company Private Limited

COCHIN AUCTION

17TH DECEMBER 2024 (SALE NO 51)

	2024 kgs.	2023 kgs
ORX DUST	10,956	2,850
CTC DUST	797,655	871,646
TOTAL	808,611	874,496

COCHIN DUST

DEMAND: Good.

MARKET: Few popular high-priced teas sold at irregular rates and witnessed some resistance. Good and better liquoring Mediums sold at firm to occasionally dearer levels in line with quality. Medium / Plainer sorts irregular and lower especially brown fibrous kinds with some withdrawals.

BUYERS: AVT operated on liquoring teas, Devgiri selective on liquoring SRD / SFD. KSCSC and Internal selective. HUL / KSCSC / TCPL limited.

Courtesy - J.T. COCHIN

SILIGURI AUCTION

18th DECEMBER 2024 (SALE NO 51)

	2024-2025	2023-2024	DIFFERENCE
CTC	162,071	167,313	-5,242
DARJEELING	-	-	-
GREEN	-	-	-
DUST	12,947	18,992	-6,045
TOTAL	175,018	186,305	-11,287

CTC LEAF MARKET REPORT

STAC OFFERINGS IN PACKAGES

DEMAND / MARKET DETAILS: Market opened to good demand. Good and best sorts sold so far are irregular following quality. Medium and plainer sorts yet to be offered

BUYING PATTERN:

Internal / Local: Operating.

HUL -Selective so far.

Courtesy - J. THOMAS & CO. PVT. LTD, SILIGURI

Secondaries were all taken out.

GUWAHATI AUCTION

Courtsey - ASSOCIATED BROKERS PVT. LTD - GUWAHATI